



**NICOR**<sup>®</sup> | **LED**

**HB1**  
Modular **LED** High-Bay





## The **NICOR™** HB1 - Modular LED High-Bay

The HB1 Modular LED High Bay delivers a flexible solution for any commercial or industrial application with its customizable LED light bar system and various precision lens optics packages. The modular advantage of this high performing fixture gives you the design flexibility of directing light exactly where you need it. The HB1 Modular LED High Bay handles mounting heights up to 80 feet and easily operates in a variety of applications, such as warehouses, manufacturing facilities, gymnasiums, arenas, sports complexes, showrooms, garages, hangars and storage areas, making it an ideal choice.

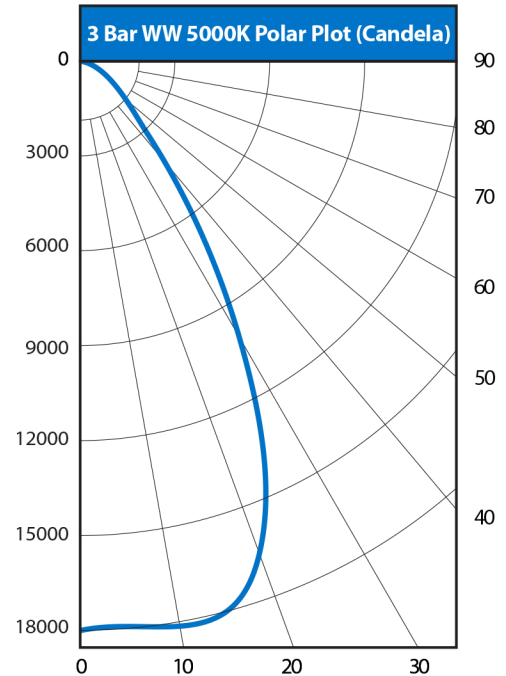
# Specifications and Photometrics

## Features

- Extruded aluminum housing, with integral heat sink fins, provides thermal management through natural convection
- Narrow to wide light distribution available with choice of no lens or 31° FWHM, 52° FWHM, and 72° FWHM lens optics. Precision optics are durably constructed with an impact resistant PMMA acrylic lens
- Multiple light bar configurations to fit any design application; 2 bar (14,780 lumens), 3 bar (22,090 lumens), 4 bar (29,400 lumens), and 6 bar (43,620 lumens)
- Use of CREE XM-L2 LED technology with CCT of 5000K
- Thermally protected, high-efficiency class 2 driver
- Operating temperature range of -10° F to 120° F (-23°C to 49°C)
- Attached electric whip for easy installation standard
- NICOR easy mount and Gripple® aircraft cable system for quick installation and adjustable mounting heights
- Optional motion sensor and pendant mount available

## Listings

- UL listed for US and Canadian standards
- UL 1598 suitable for damp locations
- DesignLights Consortium® (DLC) qualified
- 5 year warranty\*



Product Information				
	2-Bar	3-Bar	4-Bar	6-Bar
<b>LED Type:</b>	Cree® XM-L2	Cree® XM-L2	Cree® XM-L2	Cree® XM-L2
<b>Projected L70 LED Lifetime (Hrs):</b>	>100,000	>100,000	>100,000	>100,000
<b>Dimensions (LxWxH):</b>	28.8"x7.3"x2.8" 528, 184.8, 71.6 mm	28.8"x11.8"x2.8" 528, 300, 71.6 mm	28.8"x14.7"x2.8" 528, 374.3, 71.6 mm	28.8"x20.6"x2.8" 528, 522.8, 71.6 mm

Product Specifications						
Size	Luminaire	Input Voltage (VAC)	System Level Power (W)	Delivered Lumens (Lm)	System Efficacy (Lm/W)	Color Rendering Index (CRI)
2-Bar	5000K	120/277	141	14,780	104.82	73
3-Bar	5000K	120/277	214	22,090	103.22	73
4-Bar	5000K	120/277	284	29,400	103.52	73
6-Bar	5000K	120/277	429	43,620	101.67	73

3 Bar WW 5000K Zonal Lumen Summary		
Zone (Degrees)	Lumens	% of Luminaire
0-30	13,082	59.78%
0-40	17,432	79.66%
0-60	20,641	94.32%
0-90	21,884	100.00%
40-90	4,451	20.34%
60-90	1,243	5.68%
90-180	0	0.00%
0-180	21,884	100.00%

Specifications are subject to change.


Ordering Information				
Series	# of Bars	Voltage	CCT's	Example: HB1-3B-UNV-50K-WW
HB1	2B (2-Bar)	UNV (120-277VAC)	50K (5000)	M (31° FWHM)
	3B (3-Bar)			W (51° FWHM)
	4B (4-Bar)			WW (72° FWHM)
	6B (6-Bar)			UW (120° FWHM)

**Note: Also available with Cord, Cord & Plug, and Pendant Mount Kit. Call your NICOR Sales Agent for more information.**

Cree is a registered trademark and the Cree LED's Logo is a trademark of Cree, Inc. in the United States and/or other countries.



# Features and Easy Installation Components




## Optional Motion Sensor

An inexpensive way to make a further reduction in energy costs by ensuring that lights are only on when they are really needed.



## NICOR Easy Mount system

Quick installation with easily adjustable mounting height, using snap hook cable system and Gripple® cable hanger kit Included.



## Snap-On Power Whip


Significantly and efficiently reduces labor and installation time to connect branch circuit power distribution and lighting systems.

*Pendant mount available upon request*





# The right choice for your design space



## Flexible Modular LED Design System

As much light as you need, where you need it

- Customizable to fit any design space
- Fits a variety of applications within one design environment
- Multiple size configurations throughout the building, while keeping the same design aesthetic

## Multiple Precision Lens Optic Choices

Direct light exactly where you need it

- Narrow to wide light distribution
- 31° FWHM, 52° FWHM and 72° FWHM beam spreads
- Optimizes illumination for open floor or racked/aisle environment
- Allows increased illumination at floor level for higher ceilings

## High Performance NICOR LED Design

Increases performance and energy savings

- Utilizes Cree® LED technology
- High efficiency with over 100 lumens per watt
- Projected L70 LED lifetime >100,000 hours
- Operating temperature range of -10°F to 120°F (-23°C to 49°C)
- Mounting heights up to 80 feet
- 5000K creates a whiter, more vibrant environment
- UL listed and rated for damp locations
- No restrike delay with LEDs

## Four Light Bar Configurations

Fits any design application while maintaining a consistent design aesthetic

- 2 Bar (14,780 lumens)
- 3 Bar (22,090 lumens)
- 4 Bar (29,400 lumens)
- 6 Bar (43,620 lumens)

## Increased ROI

Reduces processing errors, increases workspace safety, and reduces cost

- Significantly reduces operating and relamping costs
- DesignLights Consortium® qualified (DLC)
- Qualifies for many utility rebate programs

## Easy Installation

Utilizes NICOR Easy Mount System

- Included Snap-On Power Whip significantly reduces install time
- Included Grippler® cam aircraft cable kit with adjustable mounting height capability
- Pendant mount optional

## Motion Sensor Capabilities

Increases LED life expectancy and reduces operating costs

- Motion sensor optional







# The right lumens for your application

**NICOR**<sup>®</sup> | **LED**  
**HB1**  
Modular **LED** High-Bay

Adaptable with Four Different sizes!



## 2 Bar

Offering over 14,000 lumens, ideal for racked and aisle way lighting in warehouses, storage areas, garages, and any other tight area.



## 3 Bar

Offering over 22,000 lumens, ideal for warehouses, manufacturing facilities, gymnasiums, and garages.

**Delivers more lumens on-target than a 400W MH with less than half the energy usage.**



## 4 Bar

Offering over 29,000 lumens, ideal for warehouses, showrooms, manufacturing facilities, hangars, and gymnasiums.



## 6 Bar

Offering over 43,000 lumens, ideal for warehouse, showrooms, manufacturing facilities, airports, arenas, sports complexes, or any other open floor plan.



# 3 different optics to fit any application.

## Lenses



### Medium

31° FWHM ideal for racked or aisle way considerations above 35 foot mounting heights.



### Wide

52° FWHM ideal for open floor plan or low bay applications below 20 foot mounting heights.



### Wide Wide

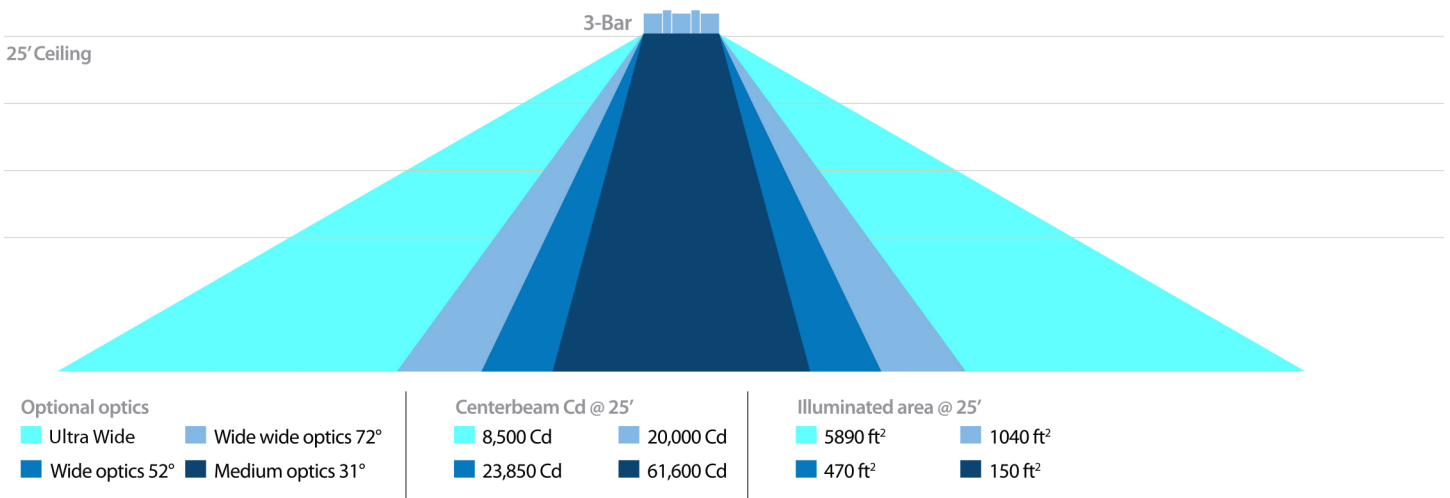
72° FWHM ideal for open floor plans at any mounting height.



### Ultra Wide

120° FWHM ideal for wide open floor plans at low mounting heights.

## HB1 Optics Comparison



## HB1 Module Comparison

