

T5C

2x2 LED Troffer

Product Description

Designed for easy contractor installation, the T5C LED Troffer features a pre-mounted driver and a maintenance-free, fully-sealed chamber to keep bugs and dust out. The fixture utilizes a precision-engineered, textured diffuser to deliver maximum lumen output and optimal uniformity without revealing hot spots or shadowing. The T5C LED Troffer fits easily into standard ceiling grids and is available in 1x4, 2x2, and 2x4 configurations, making it ideal for new construction and retrofit projects.

Construction

- Durable steel construction with powder coat finish
- High efficiency, fully sealed, maintenance-free LED chamber
- Smooth formed sides for safe handling
- Suitable for use in clean room applications.*

Optical System

- Precision engineered textured polystyrene diffuser; high reflectivity paint
- No visible diodes, hot-spots, or shadows providing high uniformity, and reduced glare

Electrical

- Qualifies for DLC Premium
- Long-life LED system coupled with electrical driver to deliver optimal performance with 130+ lumens per watt depending on fixture size and CCT
- Driver delivers full-range dimming from 0 - 10VDC; Output source current of 1mA
- Inrush current of 30 amps
- 4kV surge protection standard
- TM-21 Calculated L70(6k) life >54,000 hours
- TM-21 Projected L70 (6k) life >116,000 hours
- LM-79, LM-80 testing performed in accordance with IESNA standards
- Meets FCC 15 PartB: 2016 Class A requirements
- Operating temperature rating of 0°F to 100°F (-18°C to 38°C)
- Input voltage of 120-277VAC

Mounting and installation

- Features a pre-mounted driver for contractor friendly installation
- Jbox has increased volume for wiring with two access plates for low voltage and line voltage wiring
- Can be installed in conventional suspended grid ceiling or drywall with an optional adaptor
- Mounting holes provided for seismic wire
- Certified for direct contact with insulation
- For installations where power surge may be possible, NICOR recommends installing additional surge protection at the fixture or electrical distribution panel

Finish

- Integrated trim in white with powder coat finish

Options

- Drywall adaptor/flange kit (FK22) available for 1x4, 2x2, and, 2x4 fixtures
- Surface Mount Kit (SK22) converts T5C Series troffers into surface mount luminaires
- Emergency Battery Backup Kit available for all sizes

Warranty

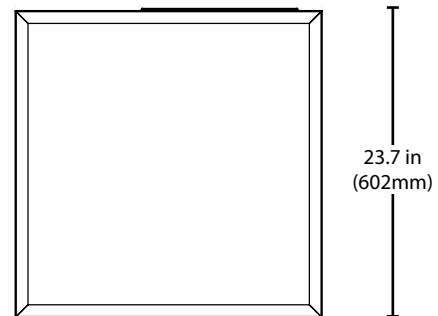
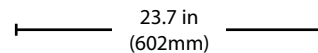

- 5-year limited system warranty standard
- Warranty does not cover product failure due to an overvoltage event (power surge.)

Project

Catalog

Type

Date



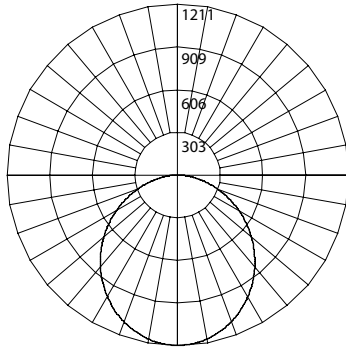
*No accepted standard exists for specific cleanroom classifications. It is the responsibility of the lighting engineer/designer to carefully evaluate the fixture against the installation requirements.



Photometric Data

T5C-22 3500K

Input Voltage (VAC)	120-277
System Level Power (W)	25.8
Delivered Lumens (Lm)	3338
System Efficacy (Lm/W)	129.6
Correlated Color Temp (K)	3458
Color Rendering Index (CRI)	83
Beam Angle	109.3°
Spacing Criteria	1.24



Intensity Summary (Candle Power)

Angle	Along
0	1209
10	1184
20	1111
30	999
40	854
50	686
60	502
70	311
80	134
90	0
90	0

CCT Data Multiplier

T5C-22-MV-40K	1.007
T5C-22-MV-50K	1.014

Cone of Light Tabulation

Mounted height (Feet)	Footcandles Beam Center	Diameter (Feet)
8	18.9	9.8
10	12.1	12.3
12	8.4	14.7
14	6.2	17.3

Zonal Lumen Summary

Zone	Lumens	% of Luminaire
0-30	907	27.2%
0-40	1509	45.2%
0-60	2637	79%
0-90	3338	100%
90-180	0	0%
0-180	3338	100%

Fixture tested per LM-79-08. Photometric data is of the performance of a representative fixture. Results may vary in the field.

Performance Data

Model Number	Lumens	Watts	Lumens/Watt
T5C-22-MV-35	3338	25.8	129.6
T5C-22-MV-40	3362	25.8	129.3
T5C-22-MV-50	3386	25.8	130.2

Recommended Dimmers*

- Lutron NTSTV
- Lutron DVSTV
- Cooper SF10P
- Legrand RH4FBL3PW

*Not a complete list. Check compatibility before installation.

Ordering Information

Example: T5C-22-MV-40-E1

Series	Size	Voltage	CCT's	EM (Optional)
T5C	22 (2 x 2)	MV (120-277V)	35 (3500 K)	E1 (EMB045)
			40 (4000 K)	E2 (EMB080)
			50 (5000 K)	E3 (EMB250)

Specifications and dimensions subject to change without notice.

Accessories

Accessories sold separately

Surface Mount Kit - 2x2	SK22
Drywall Fram Kit - 2x2	FK22

This device complies with part 15 of the FCC Rules. Operation is subject to the following two conditions: (1) This device may not cause harmful interference, and (2) this device must accept any interference received, including interference that may cause undesired operation.

NOTE: This equipment has been tested and found to comply with the limits for a Class A digital device, pursuant to part 15 of the FCC Rules. These limits are designed to provide reasonable protection against harmful interference when the equipment is operated in a commercial environment. This equipment generates, uses, and can radiate radio frequency energy and, if not installed and used in accordance with the instruction manual, may cause harmful interference to radio communications. Operation of this equipment in a residential area is likely to cause harmful interference in which case the user will be required to correct the interference at his own expense.